

PRELIMINARY



ACTIVITY BOOK

© PALAZZO FALSON HISTORIC HOUSE MUSEUM, MDINA, 2020

PALAZZO FALSON IS AN 800-YEAR OLD PALAZZO, A HOME TO NUMEROUS FAMILIES, AND WHICH NOW SERVES AS A HISTORIC HOUSE MUSEUM IN MDINA. THE LAST OWNER AND RESIDENT OF THIS PALAZZO WAS CAPTAIN OLOF GOLLCHER AND HIS WIFE NELLA, WHO ADORNED THEIR HOME WITH VARIED ANTIQUES AND CURIOUS COLLECTIONS. OLOF WAS A SEASONED TRAVELLER, AN AVID COLLECTOR, A RESEARCHER, A PHILANTHROPIST, AN ARTIST, AN ANIMAL LOVER, AND A PIONEER IN UNDERWATER ARCHAEOLOGY. THE STATELY ROOMS OF THE PALAZZO CAPTURE THE SPIRIT OF THIS DISTINGUISHED AND CHARMING MAN WHO BEQUEATHED HIS HOME AND COLLECTIONS FOR THE ENJOYMENT OF THE PUBLIC. OLOF WAS A CULTURALLY SENSITIVE MAN WHO WAS AHEAD OF HIS TIME. HIS LEGACY LIVES ON AT PALAZZO FALSON.

THE CHILDREN'S ACTIVITY BOOK WAS DEVELOPED FROM WORKSHOPS THAT WERE INSPIRED FROM OUR COLLECTION AT THE MUSEUM. THESE WORKSHOPS HELPED CHILDREN INTERACT WITH THE ARTEFACTS AND LEARN MORE ABOUT THEM. WE REGULARLY HOLD THESE WORKSHOPS FOR CHILDREN (6-10 YEARS) AND HAVE PROVED TO BE VERY POPULAR WITH THE PUBLIC AND SCHOOLS. THIS ACTIVITY BOOK IS INTENDED TO GIVE A BETTER UNDERSTANDING OF OUR CULTURE, ART, AND HISTORY IN AN INTERACTIVE AND FUN MANNER. THE ACTIVITIES HAVE BEEN DESIGNED TO INVITE THE CHILDREN TO INTERACT WITH THE ARTEFACTS BEFORE VISITING THE MUSEUM OR AS AN EXTENSION OF IT. THE ACTIVITIES ARE ALSO USEFUL AS AN ONLINE TEACHERS' RESOURCE AND FOR PARENTS TO EDUCATE AND ENTERTAIN THEIR CHILDREN.

THIS BOOK IS A TEAM EFFORT AND PART OF PALAZZO FALSON'S EDUFUN PROJECT, WHICH INCLUDES ONSITE EXPERIENCES FOR SCHOOL CHILDREN AND WORKSHOPS RELATING TO THE MUSEUM. SPECIAL THANKS GO TO MARISA ATTARD FOR DESIGNING THE CARTOON CHARACTER ILLUSTRATIONS, HANNEKE JANSEN FOR HER ASSISTANCE IN DIGITAL WORK, AND CHANTELE DEBATTISTA FOR CREATING THE CHILDREN'S WORKSHOPS.

PROJECT LEADER: CAROLINE TONNA
CONTENT CREATION: ABIGAIL PACE
DESIGN AND LAYOUT: GIULIA PRIVITELLI



4 STEPPING INTO
OLLY'S HOME

6 GETTING AROUND

8 MEET YOUR HOST:
NELLA THE NURSE

12 FRIENDS ON THE WALL

16 A KNIGHT IN SHINING ARMOUR

18 WHAT'S COOKING?

20 TIME'S A TICKING!

22 WIND'S AHOY!

24 SETTING SAIL
AROUND THE WORLD

26 A BOOK FOR EVERY STORY

28 DIG AND DIVE DEEP

30 BEE SAFE


32 A FACT TO REMEMBER

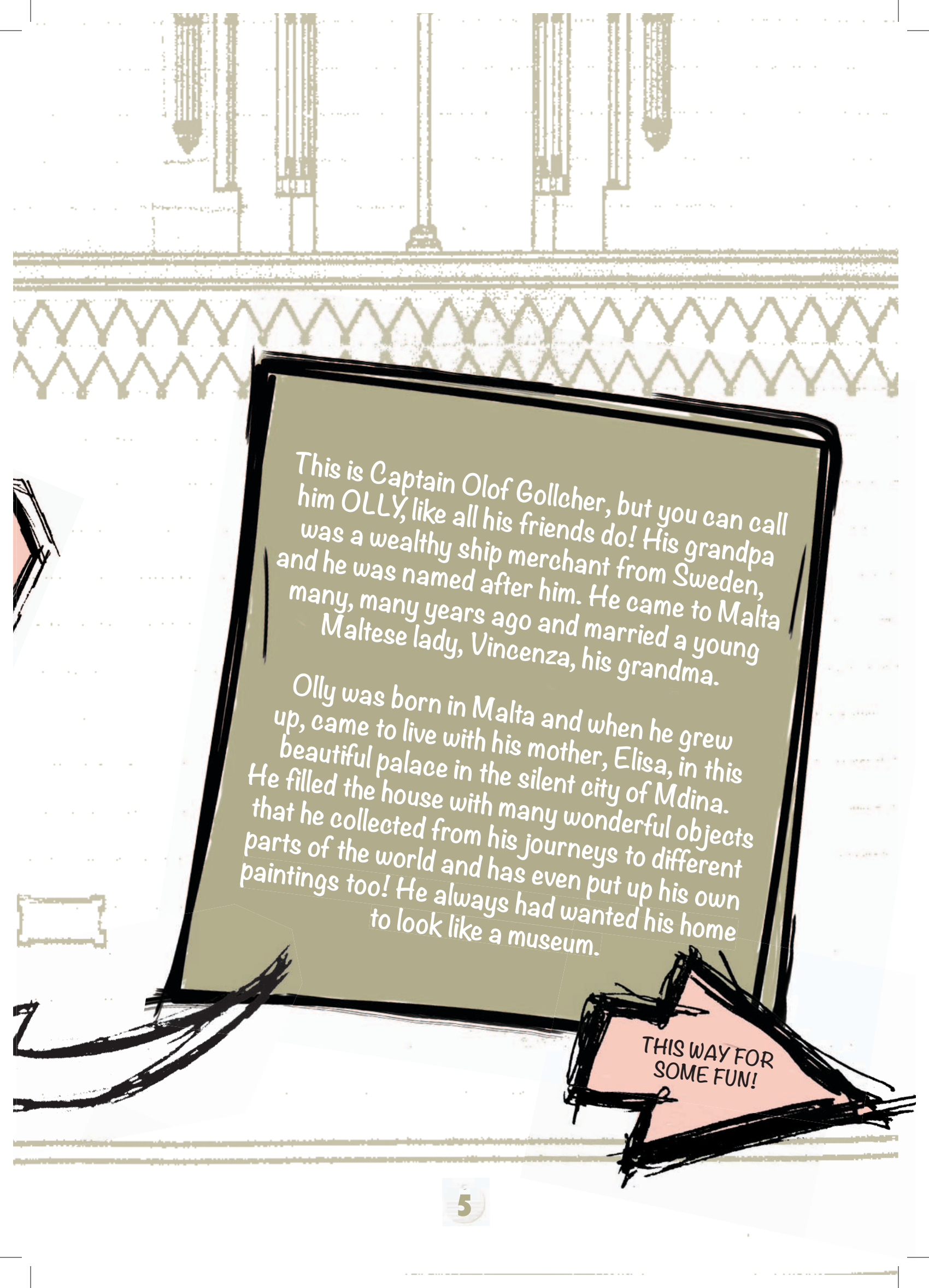
34 ACTIVITY JOURNAL

HELLO everyone!

Would you like to be **FRIENDS**?
We could **EXPLORE** my
house together!

I will tell you all about my
adventure if you step inside
my house museum.





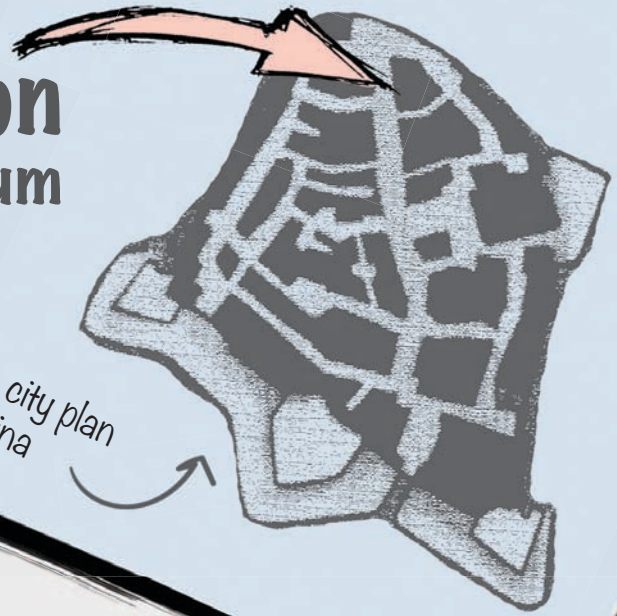
This is Captain Olof Gollcher, but you can call him OLLY, like all his friends do! His grandpa was a wealthy ship merchant from Sweden, and he was named after him. He came to Malta many, many years ago and married a young Maltese lady, Vincenza, his grandma.

Olly was born in Malta and when he grew up, came to live with his mother, Elisa, in this beautiful palace in the silent city of Mdina. He filled the house with many wonderful objects that he collected from his journeys to different parts of the world and has even put up his own paintings too! He always had wanted his home to look like a museum.

THIS WAY FOR
SOME FUN!

Palazzo Falson Historic House Museum

This is the city plan
of Mdina



downstairs





upstairs

As we explore the museum, completing activities, don't forget to collect the badges! Cut and stick them on the badge sheet at the end of this book to build your own collection!



HERE'S ONE TO GET YOU STARTED!





I am so happy to have children play in our house. My name is Teresa, but you can call me NELLA. I am Italian and I am Olly's wife. I love living in Malta with my Olly in our beautiful palazzo. I am a nurse and looked after the sick during the war. In my free time I pick my favourite books from Olly's library to read and sometimes I pass them on to my friends to read the same stories. This is our book club and we enjoy talking about the same books we read.

Olly and I have many friends and we like to invite them to our house and have parties.

Would you like to help me dress up for our tea party today? I also have my nursing uniform ready to wear tomorrow when I visit sick people. After my nursing duties I will be heading off to our Mgarr Country House to feed the chickens and check up on Sally, our donkey!

ACTIVITY #1

meet your host



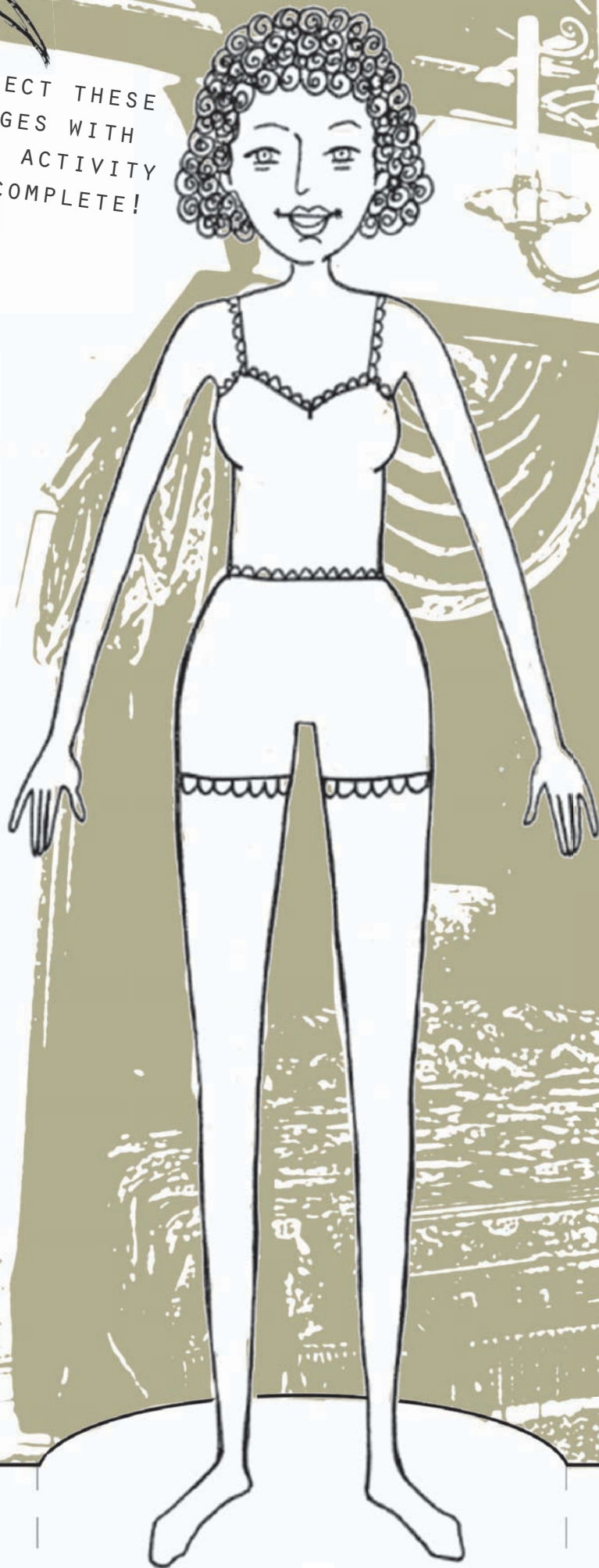
OUTFIT CUTOUTS!


- 1) Print the paper doll and her outfits (next pages).
- 2) Colour in the paper doll and her outfits, use your imagination and be as creative as you like!
- 3) Ask an adult to help you cut around the doll and the outfits.
- 4) Stick the paper doll cutout on a piece of cardboard so that it is sturdy enough to keep upright.
- 5) Fold the flaps on the outfits and hang them on the paper doll.
- 6) Create as many outfits as you like!






COLLECT THESE
BADGES WITH
EVERY ACTIVITY
YOU COMPLETE!







THAT'S AN
"ARTISTIC IMPRESSION"
OF OUR FOUR-LEGGED
FRIEND, BOGEY!



Do you know what else Nella and I love?

ANIMALS

We had a country house where we keep different types of pets on the farm. Our donkey, Sally, enjoys grazing in our field and makes "hee-haw" when we give him barley sugar.

SWIFT, our tortoise also eats grass but loves to stay safe in the little cottage I built for her and named it Villa Swift. It has a red roof, a **BIG** colourful door and windows with flowered curtains.

Our farm has turkeys and chickens and we also keep **BEEHIVES**. This place is very special in our heart.

Our best friend is **BOGEY**.
He likes to play a lot and pops
in here and there ...
...but he's a good boy!



Friend is trapped in
the square on the wall.
Bogey is a good boy.
Bogey will free friend in the
square on the wall.



WOOOOORFFF!

I think I did a no-no.
 I placed a **PORTRAIT** of me in already.
 It was painted by my master, Capt. Olof. I look so real in it -
 that is a "portrait", a picture of the real me! I love it!
 But can you help me fill in the rest with pictures of
 your friends? Imaginary and real!

"poor traits"

A portrait is a painting or photo (usually of a person) that typically looks like the sitter, although some times the more...um...poor features are left out on purpose.

The sitter is the one who "sits" for the portrait. If the sitter is also the artist of the portrait, then this would be called a self-portrait.



ACTIVITY #2
friends on the wall




This is a portrait of _____



This is my family coat of arms.
I'm very proud of it.



In the past, knights would choose shapes
and symbols to design their own shield and
each family had its own design.
This is called a **COAT OF ARMS**.
In my case, because my grandfather owned
ships, our coat of arms has two ships.



And how would you like to design your family coat of arms? What does your surname remind you of? What is most important to you?

ACTIVITY #3

a knight in shining armour




ACTIVITY #4

what's cooking?

Nella and I have been preparing some biscuits using the biscuit trays that we have in our kitchen.

We love to bake bee shaped biscuits for our friends and family. The bee shape reminds us of our pollinator haven that we have on the roof - there is a special activity too which you will get to create later on in the book!

Now, let's get baking!



I've got a GREAT idea, let's make some biscuits together that we can share with family and friends!

Some kitchen rules before we start:

Ask an adult to be present throughout the cooking process.

Always listen to the adult who is helping you.

Wash your hands before touching any ingredients.

Wipe up any mess and spillage immediately.

Do not put dirty hands back in the food.

Clean up when you are done.

Yum Yum...I love my food and I dedicated one of my rooms in Palazzo Falson to all my pots and pans, and keep it warm with a large fireplace.

I call this room **LA TRATTORIA!**
Do you know what that means?
It's an Italian-style restaurant with scrumptiously delicious food!

INGREDIENTS

(FOR BEE-SHAPED BISCUITS)

4 CUPS ALL-PURPOSE FLOUR 480G
¾ TSP SALT 3G
½ CUP CORNSTARCH 60G
2 STICKS BUTTER 220G, ROOM TEMP
1 CUP SUGAR 200G
2 EGGS
1 TSP VANILLA EXTRACT 5ML



METHOD

PREHEAT OVEN TO 375F.

SIFT FLOUR, SALT, CORNSTARCH INTO A MEDIUM BOWL.
GIVE IT A WHISK.

IN A STANDING MIXER FITTED WITH A PADDLE ATTACHMENT,
CREAM THE BUTTER AND SUGAR TOGETHER UNTIL FLUFFY.

SCRAPE DOWN THE BOWL BEFORE ADDING EGGS.
ADD EGGS. MIX UNTIL COMBINED.

ADD DRY INGREDIENTS TO THE MIXTURE.

MIX ON LOW WITH A PADDLE ATTACHMENT.

DRIZZLE IN VANILLA. MIX UNTIL COMBINED.

TRANSFER DOUGH TO PARCHMENT PAPER.
ROLL INTO A DISK.

CHILL FOR ABOUT 1 HOUR.

PRESS TO FLATTEN AND ROLL BETWEEN 2 PIECES OF PARCHMENT
PAPER.

ROLL DOUGH TO 1CM.

USING A CARDBOARD AS A MOULD DRAW THE SHAPE OF A BEE,
THEN TRACE AND CUT THE BISCUIT WITH A SPOON/BUTTER KNIFE.

PLACE THE BISCUITS ONTO A BAKING SHEET.
BAKE FOR 12-15 MINUTES.

LET THE BISCUITS COOL BEFORE DECORATING.





I am Maltese and you can find me in big palazzos around the island.
I have only one hand, they call it the HOUR hand and that is
because you can tell the time by seeing where my hand is!
You will also see that the numbers on my belly are very different.

These are called ROMAN NUMERALS,
a very old way of writing the numbers.
My face is very funny, it's full of colours and shapes and patterns!
In the past, someone had to push the key inside my belly, turn it
around once, twice and sometimes even three times!
This will make me tick and tock. I am very unique, one of a
kind in fact, just like we all are in our own ways!

What am I?



JOIN THE DOT TO DOT
AND FIND OUT.
THEN MAKE ME
ATTRACTIVE
AND COLOUR ME IN!

ACTIVITY #5
time's a ticking!






4th Edition



Let's make a 3D ship that floats. Help the environment by using recycled materials you can find at home! Ask an adult to help you out when using the scissors.



STUFF YOU NEED

3 corks
2 rubber bands
1 wooden toothpick / long stick
10cm x 10cm piece of paper
(you can choose a coloured or plain paper)

BUILD YOUR BOAT IN 5 EASY STEPS

- 1) place the corks beside each other;
- 2) turn the two rubber bands around them;
- 3) cut out a triangle for the sail (any size) using the paper and colour it in as you like;
- 4) pierce the toothpick or stick through the sail twice to hold it up;
- 5) stick the toothpick into the cork.

Check out this link for more guidance:
<https://youtu.be/jwM6X2CdEHg>

My grandfather loved and owned SHIPS.

He started the steamship service between Malta and Gozo with his ship called the GLENEAGLES.

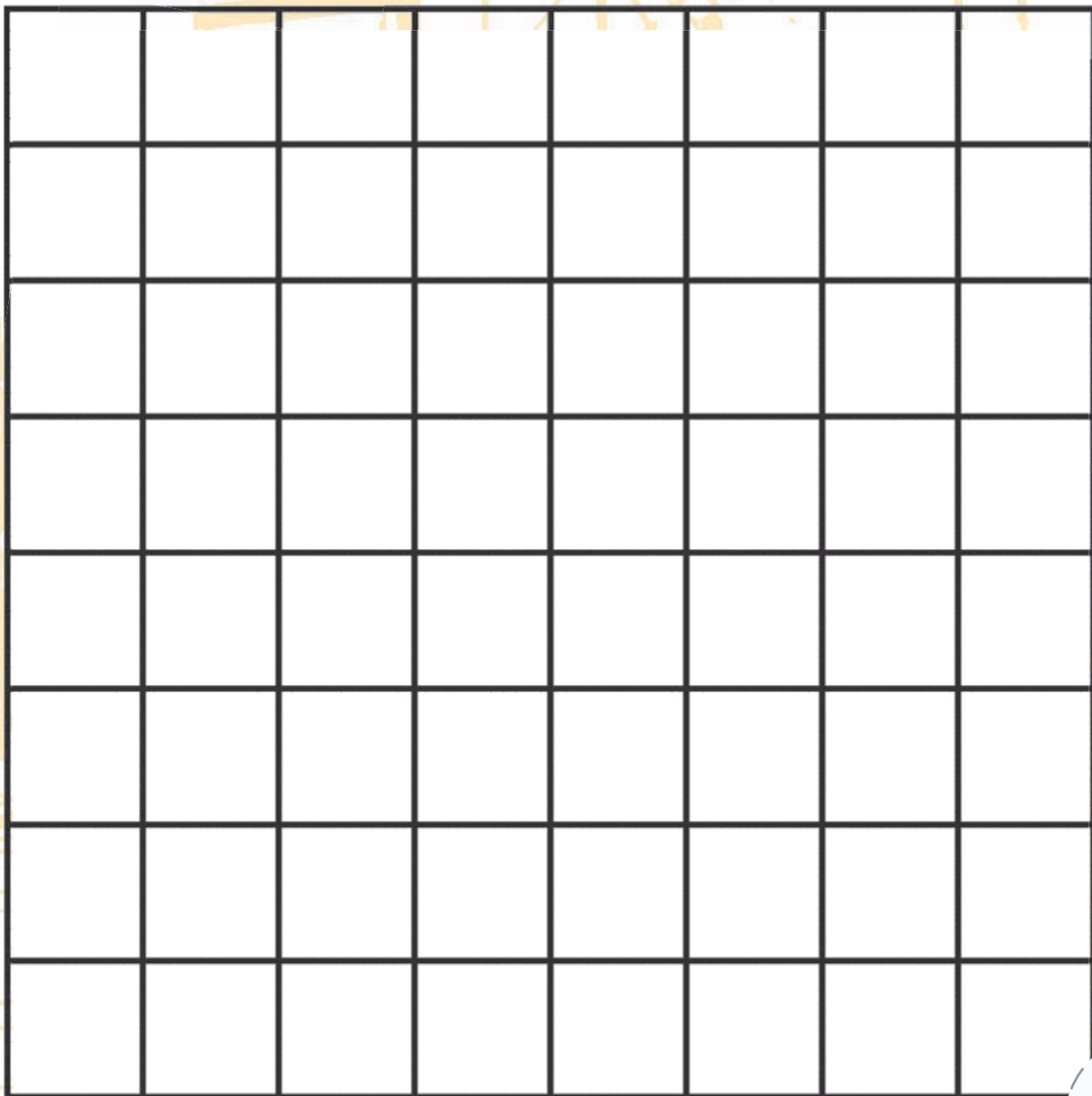


He also had ferry boats crossing from Valletta to Sliema every day.

I like ships too and in my home I have many paintings of galleys and I also make small ship models like the ones in the paintings. Building a boat is fun and I learned about knots and ropes, masts and sails.

ACTIVITY #6


wind's ahoy!

GO BIGGER OR
GO HOME!
ARE YOU READY TO
DRAW YOUR OWN SHIP
MODEL?



ACTIVITY #7

setting sail around the world





I am a country in Europe where you can climb the EIFFEL TOWER and eat baguettes and cheese!



Nella was born in this country and when we travelled there, we ate very yummy spaghetti!
Hint: The country is shaped like a BOOT!

My flag is Black, Yellow and Red.
You can eat very delicious waffles and fries!

This is the land of sausages and sauerkraut!
My flag has almost the same colours as our neighbours but the lines are horizontal.

This place is found between Malta and Italy. It is an ISLAND just like Malta but much bigger!
I was inspired by many patterns there.

The ONLY children's book I own, 'Fernando the Bull', is about a bull who came from this country. It rhymes with plane!

Let's travel the world! Nella and I loved to tour the world together, we loved adventure, **EXPLORING** new countries, tasting different food and meeting new people! We were each other's travel buddies.

Above are some questions about different countries we've visited. Can you match the question with the country?


Once you think you've got it, fill in the blanks and colour in the map!

F G O A Z U A N A G C F H O R
 L H S W O D N A N I D R E F O
 O W H A B U L L F I G H T D D
 W M S C O R K T R E E A I F A
 E R X H H O R N H L F R B C T
 R B U L L T Z Q X Y D C S P A
 S E T H H A N D I A J G W S M
 U M T K Y S O X M X T R X B Y

I love to **READ** a lot about history,
 different countries and paintings, but I
 only have **ONE** book for children and
 I'm going to share that with you:

FERDINAND THE BULL

Ferdinand the bull didn't want to fight in
 bullfights. All he wanted was to sit under his
 favourite tree and smell the beautiful flowers
 of the fields. Even though many other bulls
 laughed at him, Ferdinand preferred to be
 happy than do like the other bulls.



Below are some words from my storybook:

FERDINANDO
BULL
FLOWERS
CORK TREE
HORN
MADRID
BULLFIGHT
MATADOR

Now you see, I am getting rather old and so are my eyes!
Can you please help me find them in the word search?

Here's another game
we can play! How many
words can you find using
the letters in the word
boggle below?

F	E	R	D
I	N	A	N
D	T	H	E
B	U	L	L



ACTIVITY #9


dig and dive deep

SHOVEL

NOTEBOOK

HOSE

LENS



I've always loved the sea, and I have always wanted to explore it, the seabed and all those sunken objects, and dive to find them!

This is called **MARINE ARCHAEOLOGY**: the study of things from the past that people made, used, and left behind.

You can find things on land too. This is also called **ARCHAEOLOGY**.

Will you help me dig things up from land and sea?
First, we need to choose which tools are used on land and which are used in the sea.

List them down in their correct space!


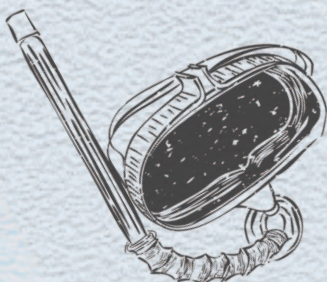
I am also missing some items... I can't find them anywhere!
Can you help me look for them and list them here for me?

OXYGEN TANK

SURVEYOR VESSEL

BUCKET

WATERPROOF CAMERA



It would be lovely if we can bring a little touch of nature inside also. I have an idea, visit our website and check out our kids' workshops section. You'll even find a simple guide on how to create your own 'Bee Safe Card' which you can keep indoors and have your own bee haven!

Bee Safe card workshop:
<https://youtu.be/pEv7o9zwfTk>

Oh, how beautiful nature is! On the rooftop of my home I also have a small **POLLINATOR HAVEN**. This is a place for plants, butterflies, bees and all insects to live. Please do come and check it out! Did you know that you can help save the bees too? They find the food they need from plants!

We're so excited about this new haven! We can't stop buzzing! Have you spotted any of my friends nearby?



**WHITE-BANDED
DIGGER BEE**



**BUFF-TAILED
BUMBLEBEE**



SICILIAN SNAIL-SHELL BEE

ACTIVITY #10
bee safe

10-15MM IN LENGTH. IT HAS DARK GINGERY BROWN HAIR ON THE THORAX AND ABDOMEN AND THE TAIL TIP IS COVERED WITH BLACK HAIRS. NESTS SINGLY IN SHORT TURF AND BARE GROUND. THIS BEE PREFERS TO FORAGE UPON A WIDE RANGE OF FLOWERING PLANTS SPECIES.



BUFFISH MINING-BEE

VIOLET CARPENTER BEE



16-18MM IN LENGTH. CHARACTERISED BY A BLACK BODY AND METALLIC VIOLET WINGS. BORES INTO WOOD AND OFTEN NESTS IN GIANT REED STALKS. STRONG FLIER WITH LOUD BUZZING SOUND. IT IS RELATIVELY TAME AND GENERALLY DOES NOT ATTACK.



LONG-HORNED BEE

THE WORKER IS AROUND 12MM LONG. IT LIVES IN A COLONY LED BY ONE QUEEN. THIS BEE OFTEN VISITS ONE PARTICULAR PLANT SPECIES AT A TIME (SUCH AS THYME, LAVENDER, CAROB). THERE ARE CURRENTLY 26 RECOGNIZED SUBSPECIES OF APIS MELLIFERA, ONE OF WHICH IS THE MALTESE HONEY BEE.

HONEY BEE

WOORF! WOORF!
 Oh, a bee landed on my nose! Woorf!
 That's no place for this friend!
 Maybe you can help? Get a pot and some soil and plant your own plant! Then, wait for the bees and butterflies to come to your house. Let them be(e) your friends too!

YELLOW HALICITID BEE



MASON BEE



NA#LA TAT-TOQOB



THIS BEE IS AROUND 10-12MM LONG. 'OSMIA KOHLI' IS KNOWN TO BE PRESENT IN ITALY AND MALTA AND IT POSSIBLY OCCURS IN CORSICA AND NORTHERN AFRICA. THE MALES ARE SMALLER THAN THE FEMALE. THIS BEE FORAGES ON A WIDE RANGE OF FLOWERS.





Olof and Nella did not have any children so it was their wish that their house will be enjoyed by everyone. That is why in

2007

it opened as a historic house museum.



Palazzo Falson is a very old house; it is over **700** years old!

Palazzo Falson is a


HISTORIC HOUSE MUSEUM

which means it is a house that has been transformed into a museum.

The very 1st Grand Master to come to Malta was called Grand Master Philippe Villiers de L'Isle-Adam and he stayed at Palazzo Falson for two weeks!



a fact to remember



There is a total of

17 ROOMS

in the house and a special rooftop with a pollinator haven which you can visit!



Olof and Nella also had a very large silver collection. In fact there are around

800 items all made of silver



The **GROUND FLOOR** and the **FIRST FLOOR** were built at different times and the Ground Floor is older.

Palazzo

Falson has a very big collection of many different items. In fact, there are about

45

different types of collections. These include paintings, silver, furniture, jewellery, Oriental rugs and armoury.



Olof and Nella had many, many books in their library; there are over

4500 BOOKS.

That is a lot of books to count on your fingers!



Olof Gollcher owned a very special

10-hour clock.

This means that instead of having 12 numbers, the clock only has 10!





activity journal

WELL DONE!

THANK YOU for taking part
in these activities!
We hope you enjoyed
yourselves as much as we did!

And kids, before we go, remember
that museums are a brilliant place to learn
about the past, they will help you understand the
present and guide you for the future!
Keep your thinking hats on and your creative
minds busy and you will go on wonderful
adventures whenever you visit museums all
around the world!



Museums are a fantastic way to learn,
so come on over to Palazzo Falson and
explore the house in real life!

Palazzo Falson Historic House Museum,
Villegaignon Street,
Mdina. MDN 1191,
Malta

Tel: (+356) 2145 4512

To keep yourself updated with our
latest news, follow us on our social
media and visit our website:
www.palazzofalson.com





Palazzo Falson
Historic House Museum